



HOW TO OPEN YOUR TRADE ACCOUNT FOR ALTERNATIVE INVESTMENTS WITH TRI TRADING

1. Create Your Account

Create your account at this link: <https://clients.fxprimus.com/en/register?ref=41106765>

OR alternatively click on the below button on our Alternative Investment page.

I'M READY, LET'S GET STARTED

Follow the email prompts to verify your account with our trusted broker. This window will remain open. Return here once you've completed.

IMPORTANT: You need to make sure of the following when creating your account:

- Create an ECN Premier Spread account; and
- Your account needs to be denominated in ZAR.

2. Set-up your PAMM account on the FX Primus Dashboard

2. Click on PAMM from your dashboard in the members area to create your PAMM MT4 ID

Welcome to FXPRIMUS PAMM Investment Service. FXPRIMUS Percent Allocation Management Module (PAMM) provides opportunities to both Investors and Managers alike. For Investors, if you don't have enough knowledge to trade on the Forex market, or if you don't have enough time for it, choose a PAMM Account and invest your funds on your terms and in a completely transparent manner. For Managers, if you are an experienced and successful Forex trader and wish to earn extra income from your abilities, feel free to become a Manager.

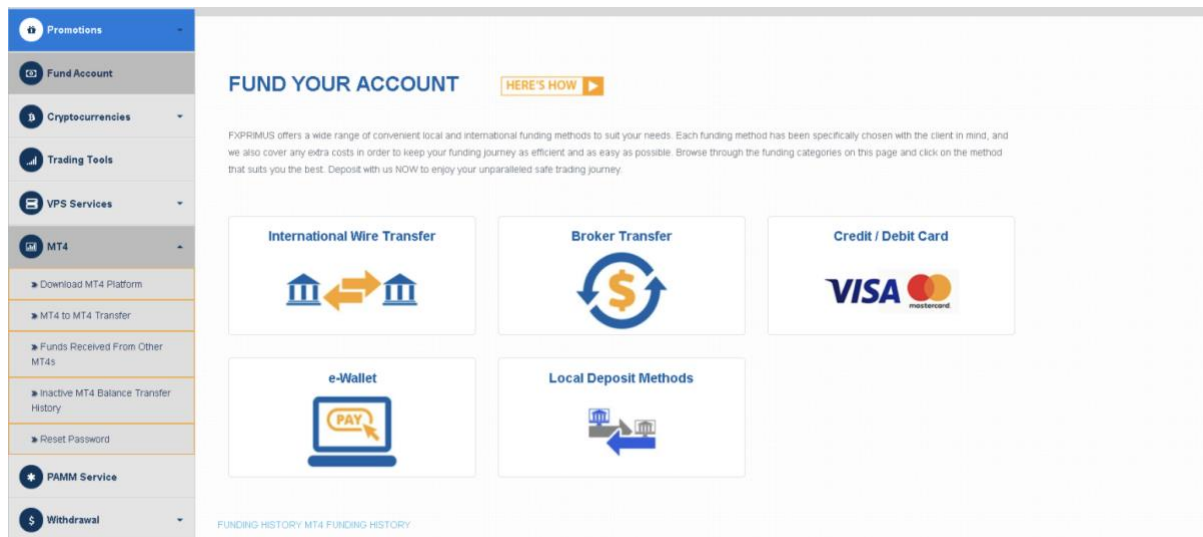
Simply press the "Agree" button to receive your Investment MT4 Account credentials. After receiving your Investment MT4, please click [here](https://clients.fxprimus.com) (clients.fxprimus.com) and get started by logging into your Investment MT4 Account and decide to become either an Investor or Manager.

Please be notified that your PAMM Investment Account will be created under a separate entity of FXPRIMUS, registered under Primus Markets BTL Ltd.

Agree

3. Fund your PAMM account on the FX Primus Dashboard


- 3.1 Ensure you have your account funded with minimum **R10,000.00** in your MT4 account.
- 3.2 Once you fund your account, click on the **MT4 tab** on the left menu.
- 3.3 Click '**MT4 to MT4 Transfer**'.
- 3.4 **Transfer your funds** from your **trading MT4** to your new **PAMM MT4** and enter your dashboard password.
- 3.5 Your **transfer request** will be **executed**.




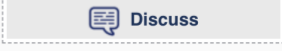
4. Invest in the Tri Trading AI Fund


- Open this link <https://pamm.fxprimus.com/en/Pamm/TriTradingAI> to open the Tri Trading AI fund details.
- Click 'Join' on the right-hand side.

TriTradingAI	
Login:	839866
Type:	ECN
Created:	10/07/2020
Currency:	ZAR
Master Capital:	7962.81
Active Days:	137
Followers:	14
Tracking:	1
Leverage:	1:100









- Make sure the account number is: **839866**
- Choose Offer: **TriTradingAI**
- Fill in your investment amount (minimum of **R10,000.00** and click **Join**)

Investment Account: 840449 (0.00 USD) ▾

OFFERS

#	Parameters	Trading Interval	Balance	Join Date	End of Trading Interval
1	TriTradingAI 30/100/0 - 3/0 - 10000/5000/1000 - 50	Month	-	-	-

⏪ ⏩ 1 ⏪ ⏩

1 - 1 of 1 items

5. Contact Us

If you are unsure of any of the above steps and would like assistance with the sign up and investment process, please contact us on info@tritrading.co.za or call us on +27 (0)61 507 9012 and we'd be glad to help.