

TRI TRADING FUND

Investment Management Fact Sheet



**TRI
TRADING**

Shape money for you.

- Signals & Mentorship
- Tri Trading Risk-Free
- AI Automated Trading
- Courses & Training
- Copy Trade



**ALTERNATIVE
INVESTMENTS**



Introduction TRI TRADING

Invest with Tri Trading Alternative Investments through the Tri Trading Funds. Tri Trading Alternative Investments offers a managed account investment solution for passive investors who seek to beat peer benchmarks in the Alternative Investment space.

The Tri Trading Funds are at work for you 24/7. An alternative investment strategy is an option for you if you are seeking to expand your investment portfolio and diversify your risk.

How It Works

The Tri Trading Funds are managed by Tri Trading through the Exclusive Markets Percentage Allocated Money Manager (PAMM) platform. Our analysts and traders actively manage your account which means you don't have to do anything except watch the growth of your account.

Tri Trading's broker of choice Exclusive Markets (Authorized Financial Services Provider number 337858) is a fully regulated and licensed brokerage regulated by The Cyprus Securities & Exchange Commission (CySEC).

You will be able to access and view your account 24/7. You will have control over your capital investment at all times. You are therefore the only person who will be able to deposit or withdraw your funds. At no stage do you transfer your capital investment to Tri Trading or an agent of Tri Trading.

All analysis, strategies and automated trading software used to manage the Tri Trading Funds is the proprietary information and the Intellectual Property of Tri Trading. This allows Tri Trading to monitor and manage the Funds on your behalf to ensure all is running smoothly and to carry out software updates when needed.



TRI TRADING

Fees

Initial fee on deposit ●————● **3%** of capital
assigned to portfolio

Performance fee ●————● **30%** on profits
generated per month*

*30% Performance fee based on weekly profits generated on the Investment account. The profit calculation is done on a weekly basis at the close of the New York market session on a Friday. Please note the performance fee is calculated on the high water mark level of the account from the previous week. Profit calculation will always be done on the highest value the investment has reached. Therefore an investor will not pay performance fees if losses have been incurred and until the losses have been recouped.

There are no other hidden costs.

Investment

In order to invest with Tri Trading wealth through the Tri Trading AI Fund, the following minimum and maximum investment parameters apply:

Minimum ●————● **R 10 000***

*10 000 ZAR or equivalent dependent on currency denominated Fund selected.
Maximum investment subject to screening on a case-by-case basis.

Practical Steps

It takes approximately 5-10 minutes to complete the process. Alternatively, contact us and we shall assist you step by step to complete the process below:

- 1** Step 1: Create a user profile and account with our trusted broker.
- 2** Step 2: Get your FICA documents approved.
- 3** Step 3: Make a deposit into your account.
- 4** Step 4: Assign investment capital to the Tri Trading Funds using the PAMM.
- 5** Step 5: Monitor the Tri Trading Funds PAMM master account results.

Final Steps

Your Alternative Investment account set-up will then be complete. Tri Trading will actively manage your account in line with the limited power of attorney and as documented in the Fund Investment Prospectus & Record of Advice.

You will be able to monitor the Tri Trading Funds PAMM master account results at any time. You will also receive detailed statements of your investment performance once monthly.

Results

Tri Trading has been successfully managing Fund accounts and has generated consistent returns. The Tri Trading AI Fund has generated a cumulative return of 98% in 2020.

Results including risk and performance are shown in detail in Schedule A of this document.

Our Trusted Broker

Tri Trading's broker of choice is Exclusive Markets (Authorized Financial Services Provider number 337858), a multi-award-winning broker which is a fully regulated and licensed brokerage and is regulated by The Cyprus Securities & Exchange Commission (CySEC).



Tri Trading T's & C's

Trading forex and contracts for differences (CFD's) is highly speculative, carries a high level of risk and may not be suitable for all investors. Past performance is not indicative of future results. The AI performance is not guaranteed and is susceptible to geo-political, economic or social risks and other systematic and unsystematic risks which may cause severe volatility in the market. You may sustain a loss of some, or all your capital invested over time, therefore, you should not speculate with capital that you cannot afford to lose. We urge you to use discretionary cash or risk capital only when investing with Tri Trading. Please note this type of investment is to be considered as a medium to long-term trading strategy and not as a short-term profit-making scheme.

The commentary is not, nor is it intended to be, advice as defined and / or contemplated in Financial Advisory and Intermediary Services Act, 37 of 2002, or any other financial, investment, trading, tax, legal, accounting, retirement, actuarial or other professional advice or service whatsoever.

SHAPE MONEY FOR YOU.

ALTERNATIVE INVESTMENTS



SCHEDULE A

Portfolio Details

Fund detail

Manager	Tri Trading
Launch date	January 2020
Currency denomination	South African ZAR United States Dollar Bitcoin (BTC)
Benchmark	Peer group average
Initial fees	3%
Total asset management fees (Performance fees)	30%

Risk table

Central risk target	16% annual volatility
Risk target range	Between 7% and 21%

Risk profile

Low

Low-mod

Moderate

Mod-high

High

Fund profile & strategy

This portfolio offers investors a risk profiled all-in-one investment solution, comprised of an active blend of trading currency.

Investment objective

This portfolio will target maximum long-term capital growth whilst managing risk in accordance with the Risk Target Table.

Who should invest

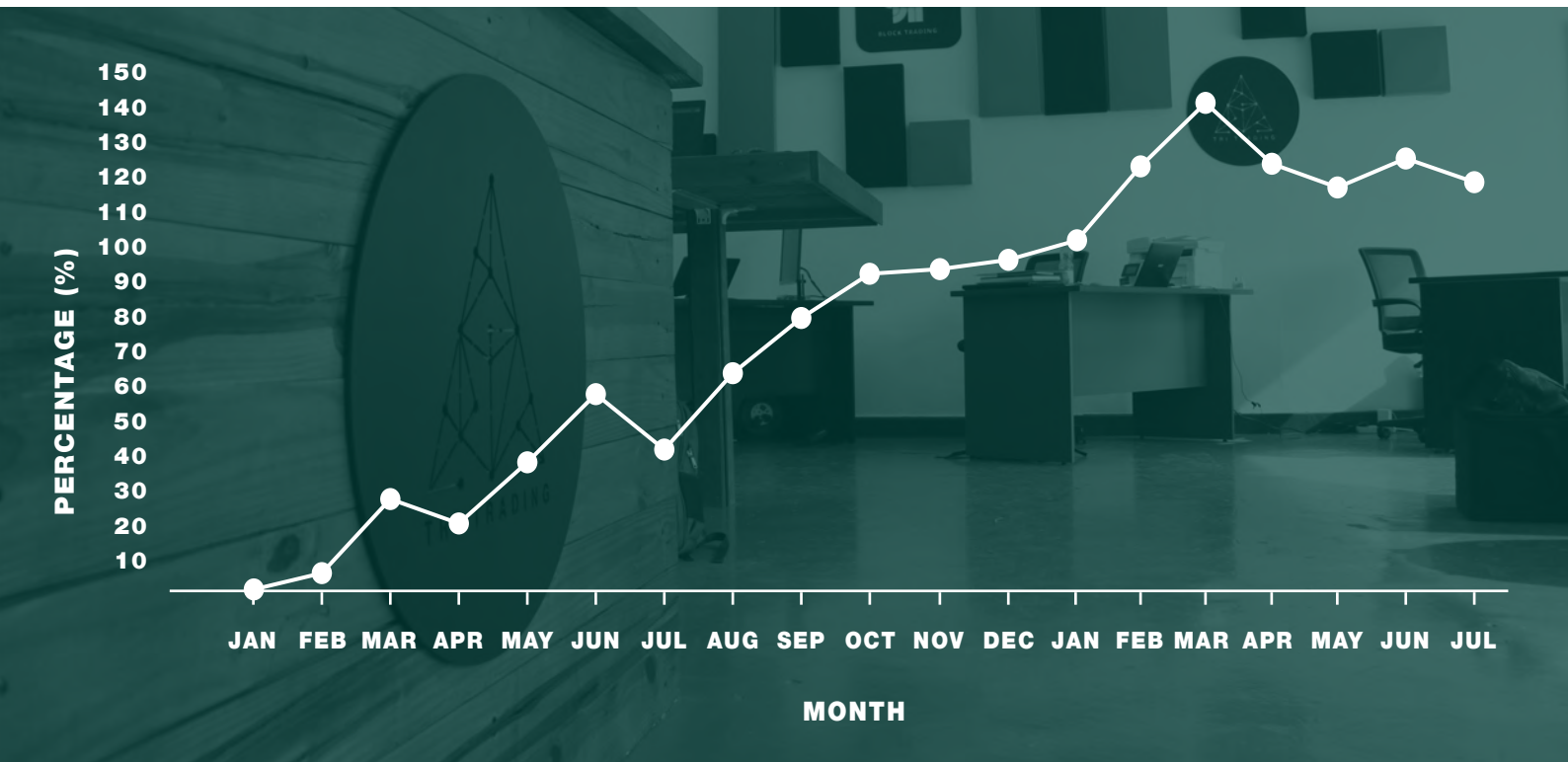
This investment is suitable for investors who: want exposure to a range of currency trading instruments and looking for a fund aiming for high long-term returns and are willing to withstand short-term volatility.

Why select this fund

Risk profiled - you want your investment to have an aggressive risk strategy.

Currency Exposure - You want your investment to have a range of offshore currency exposure.

Cumulative performance graph - 2020/21



Monthly return table

2020

JAN	FEB	MAR	APR	MAY	JUN	JUL	AUG	SEP	OCT	NOV	DEC	TOTAL
0%	8%	24%	-10%	20%	18%	-16%	23%	15%	13%	1%	2%	98%

2021

JAN	FEB	MAR	APR	MAY	JUN	JUL	AUG	SEP	OCT	NOV	DEC	TOTAL
9%	19,6%	15,8%	-16,8%	-7,05%	10,2%	-9,67%	-	-	-	-	-	21,08%

*Risk adjusted returns for 2021

History performance (NET of management fees)

Period	Fund
1 year (Ann.)	98%

Asset allocation chart

Indices	15%
Commodities	25%
Foreign currencies	60%


Risk statistics table

Statistic	Fund
Volatility	-16%
Maximum Drawdown	-16%
Best Annual Return	98%
Worst Annual Return	n/A




*Shop 2
Old Valley Trucks Building
South End, Port Elizabeth
6001*

Contact us

 info@tritrading.co.za

 www.tritrading.co.za

 [@tritradingza](https://www.instagram.com/tritradingza)

 <https://t.me/ttrffree>

SHAPE MONEY FOR YOU.